

GRAVOSTAR HS


Type 1315, 2215 & 3615

ENGRAVING

The **GRAVOSTAR HS** (*HS = High Speed*) is the most advanced, easiest to operate and most flexible engraving machine available, providing the best cell shape and choice of screen angles. The modular design allows it to grow with your demands. Start with a basic, low cost engraving machine and gradually upgrade it to a fully automatic engraving system in an automated production line with no user intervention, simply by adding field upgradeable modules.

TECHNICAL INFORMATION

- Easy to use touch screen controls and intuitive, icon based graphical user interface.
- Wide variety of engraving heads available to satisfy your needs for engraving screen ranges and production speed. Screens from 25 to 240 l/cm and screen angles from 30 to 60 degrees are possible, for best engraving results and moiré suppression.



- Fast engraving speed: 8'100 cells/sec. at 60 µm cell depth (8'600 cells/sec. at depths up to 35 µm).
- Engraving styli with angles from 90° to 145° available, in 5° increments.
- Single PC, with standard hardware, used for machine controls, engraving cell display and data processing function.

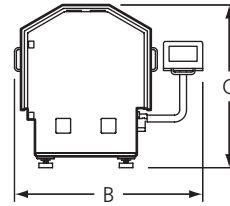
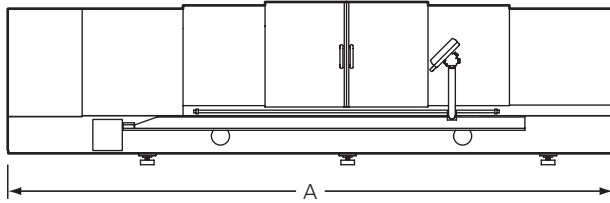


Touch screen controls

- Future oriented LINUX operating system.
- Uses job tickets from the Pre-press system for determination of engraving screen and angle, gradation and other engraving related information.
- Remote diagnostics and software loading via incorporated modem and customer supplied telephone line.
- Matches engraving of existing **GRAVOSTAR** series **11, 21, 700, 820, 850** and even Helioklischographs.
- Connects to all existing MDC Prepress systems such as:
 - **GRAVOCOMplete**
 - **COLLAGE**
 - **COLLAGE-S**
 - **COLLAGE-E**
 - **MONTAGE**
 - **CCS**
 Alternatively, the optional built- in **RTI-E** module allows to directly connect to any low cost prepress system producing full- up TIFF or PS files.
- **VISTA**® Cell Sensing System.
- **EasyCell**® Calibration System for operator friendly, direct cell size entry.
- New engrave head mounting system allows the operator to select and easily install standard engraving heads and heads for specialty applications.
- Easily upgradeable from a basic engraving machine to a fully automated system, including cylinder handling, calibration and engraving of cylinders controlled by a line scheduler ("lights off" mode).
- Step over and spiral engraving mode selectable.
- Special sizes for cylinders with face lengths up to 5.2 m or circumferences up to 2.5 m are available.
- Single phase power connection, 110 to 240 V, 50/60 Hz.



GRAVOSTAR HS Type 1315, 2215 & 3615



Machine Dimensions

Type	1315	2215	3615
Machine Length A	4'181 mm	5'381 mm	6'681 mm
Machine Depth B	1'637 mm	1'667 mm	1'713 mm
Machine Height C	1'409 mm	1'439 mm	1'469 mm

Cylinder Dimensions

Shafted or Hollow Cylinder	1315	Type 2215	3615
Face Length min.*	200 mm	200 mm	200 mm
Face Length max.*	1'300 mm	2'290 mm	3'600 mm
Circumference min.	350 mm	350 mm	350 mm
Circumference max.	1'525 mm	1'525 mm	1'525 mm

* Depending on cone/shaft configuration. Provide cylinder drawings for details.

Cylinder Weight max.: Shafted: 1'300 kg Shaftless: 900 kg Combination: 900 kg

Electrical Data: Power supply: 1 x 110 to 240 V \pm 3 %, 50 or 60 Hz
Power consumption: 4.8 kVA

- Options:**
- Electrical cylinder supports
 - Motor drive for telescopic enclosures
 - *TranScribe*[®] Engraving
 - *VISTA* System Printer
 - Keyway locator
 - Status Indicator
 - Automation package
 - Full automatic *VISTA*
 - Modem
 - Extra *HIGH OUTPUT* engraving head

© 2004 MDC Max Daetwyler AG. All rights reserved. MDC reserves the right to change any specification herein without prior notice.

Learn more about MDC's solutions by consulting your MDC representative for other configurations or visit us at:
<http://www.daetwyler.com>



Daetwyler

MDC Max Daetwyler AG
Flugplatz
CH-3368 Bleienbach
Switzerland

Phone: +41 62 919 37 37
Fax: +41 62 919 34 00
Email: mdc@daetwyler-graphics.ch
Internet: www.daetwyler.com

INNOVATIONS FOR THE PRINTING INDUSTRY